



'Respectful and resilient; being the best that we can be.'



RRS:

CRC Article 29: All children have the right to be the best that they can be.

CRC Article 28: All children have the right to an education.

Two's Room Home Learning - Week Beginning 22nd June, 2020

Hello everyone from our Two's Room!

Here is your weekly learning from the Two's Room Team. This week's focus is the story of '**Choo Choo Clickety Clack**' by **Margaret and Alex Ayliffe**

Enjoy your week, stay safe and stay happy!



Take care,


From Mrs. Sharp and Miss Allum



[CRC Article 28: All children have the right to learn](#)

[CRC Article 31: All children have the right to play](#)

	1	2	3	4
Monday	<p>Read the story of Choo Choo Clickety Clack.</p> <p>An animated version can be found at</p>	Free Time	<p><u>Maths</u></p> <p>Have a look around your house for toys such as cars, bikes, trains and aero planes.</p> <ul style="list-style-type: none"> • Can you sort them in order of size and colour? 	Free Time

	<p>www.youtube.com</p> 		<ul style="list-style-type: none"> • Can you see how far the vehicles can travel through a cardboard tube? Which one went the furthest? 	
<p>Tuesday</p>	<p><u>Literacy</u> Read the story together. Challenge your child to describe:</p> <p>The main story settings: where are all the different transport pages happening?</p> <p>The main events: what happened here? What will happen next?</p> <p>Encourage your child to identify the different methods of transport and challenge them to describe if they are used on the ground or in the sky.</p>	<p>Free Time</p>	<p><u>Physical Development</u> Challenge your child to travel in different ways. Can they move like the vehicles in the story?</p> <ul style="list-style-type: none"> • Can they propel their arms and soar like an aeroplane? • Can they hold an imaginary steering wheel as they zoom off in their racing car? • Can they circle their arms with their hands to the side as they chug along the train tracks? <p>You could always arrange some furniture in your house to encourage your child to make their very own vehicle; perhaps a train or a bus by making a row of chairs. This will develop imagination skills. Be creative and make tickets from scraps of</p>	<p>Free Time</p>

			paper to encourage further role play.	
Wednesday	<p><u>Songs and Rhyme Time</u> Get all comfortable and enjoy teaching your child a few new songs linked to our story. I will list a few song choices. Full lyrics can be found at www.youtube.com</p> <ul style="list-style-type: none"> • The wheels on the bus go round and round. • Ten little aeroplanes. • Down by the station early in the morning. <p>And many more!</p> <p>Encourage your child to sing and make music. If you have instruments or sound makers use these to tap and shake along to the rhythm of the music.</p>	Free Time	<p><u>Science</u> Make some boats to use in the bath. You will need: apples, sticks and scraps of paper. Method: create your boat by cutting your child some apples in half. These can be used as the base of the boat. Encourage your child to press sticks in the apples and add paper to make sails. Can you get the boats to float? Blow on the sails to make them move.</p> 	Free Time
Thursday	<p><u>Arts and Crafts</u> There are lots of different craft activities you can do with resources you already have at home so get creative!</p>	Free Time	<p><u>Sensory Play</u></p> <ul style="list-style-type: none"> • Can you set up a car wash in a tray? Add bubbles and sponges to get the cars clean. • If you have paint allow your child to create 	Free Time

	<p>Encourage your child to practice their mark making skills by drawing a long train track.</p> <p>If you have some chalk, they could draw a road outdoors for their vehicles to travel on.</p> <p>www.pinterest.com for lots of free craft ideas!</p>		<p>tracks by rolling the vehicles through the paints.</p> <ul style="list-style-type: none"> • Use dry cereal in a tray like the one below. 	
<p>Friday</p>	<p>Use Paper plates to be creative and make your own Vehicles like the ones below.</p>  	<p>Free Time</p>	<p><u>Miscellaneous Activities</u></p> <p>To end your brilliant week of learning there are a few more activities you can choose to do with your family:</p> <ul style="list-style-type: none"> • Make a traffic light using three circles of red, yellow and green. Encourage your children to colour sort items from around the house into these circles. • Have a look at the website www.twinkl.com to find a transport eye spy activity. • Take lots of pictures of their learning and email them to school! Timothyhackworth@durhamlearning.net 	<p>Free Time</p>

