




End of Reception GLD (Good Level of Development): **57%** (National 67.7%)

Y1 Phonics Check: **71%** achieved the standard (National 80%)

Percentage of pupils reaching the expectation by the end of Y2 in the Phonic Check: **91%** (National 89%)

Y4 Multiplication Check: **42% (25/25), 75% (20+/25), 77% (18+/25)** (National 25/25 = 34%)

KS2	Teacher Assessment Achieved Expected Standard	Teacher Assessment Greater Depth Within the Standard	Test Result Achieved Expected Standard	Test Result Achieved Greater Depth Within the Standard	Average Scaled Score	Progress Scores based on End KS1 attainment
Reading			57% (National 74%)	11% (National 28%)	100 (National 105)	Provisional 
Writing	72% (National 72%)	13% (National 13%)				Provisional 
Mathematics			50% (National 73%)	9% (National 24%)	100 (National 104)	Provisional 
Science	63% (National 81%)					
GPS			67% (National 72%)	24% (National 32%)	103 (National 105)	
Combined RWM			39% (National 61%)	4% (National 8%)		